

Elite Concrete conformity information



EN 1917:2002


Precast component for use in a manhole or in an inspection chamber
Two part concrete seating ring / adjusting unit

Opening sizes:

600 x 600 or 675 x 675

Durability:

Adequate for normal serviceability conditions




Nominal opening size	Weight	Pack size	Pack weight
600 x 600mm	48kg	15	720kg
675 x 675mm	56kg	15	840kg



Elite Precast Concrete Limited
Halesfield 9, Telford, Shropshire TF7 4QW
Tel: 01952 588885 Fax: 01952 582011
www.eliteprecast.co.uk

Certificate of Conformity with BS5911-3



KM 642263
BS 5911-3

Supplied Product Details

Product	Two part seating ring
Nominal opening size	600 x 600mm or 675 x 675mm
Manufacturer	Elite Precast Concrete Halesfield 9 Telford Shropshire TF7 4QW
Delivery Note Number	

Signed _____

For and behalf of Elite Precast Concrete Ltd

ELITE
PRECAST CONCRETE

Elite Precast Concrete Limited
Halesfield 9, Telford, Shropshire TF7 4QW
Tel: 01952 588885 Fax: 01952 582011
www.eliteprecast.co.uk

Kitemark™ Certificate

This is to certify that:

Elite Precast Concrete Limited
Unit L
Halesfield 9
Telford
Shropshire
TF7 4QW
United Kingdom

Holds Certificate Number:

KM 642263

In respect of:

BS EN 1917 & BS 5911-3
Concrete manholes and inspection chambers

This issues the right and licence to use the Kitemark in accordance with the Kitemark Terms and Conditions governing the use of the Kitemark, as may be updated from time to time by BSI Assurance UK Ltd (the "Conditions"). All defined terms in this Certificate shall have the same meaning as in the Conditions.

The use of the Kitemark is authorized in respect of the Product(s) detailed on this Certificate provided at or from the above address.



For and on behalf of BSI:

Gary Fenton, Global Product Certification Director

First Issued: 04/07/2016

Latest Issue: 04/07/2016



Kitemark™ Certificate

No. KM 642263

BS EN 1917:2002 - Concrete manholes and inspection chambers, unreinforced, steel fibre and reinforced.

BS 5911-3:2010+A1:2014 - Concrete pipes and ancillary concrete products. Specification for unreinforced and reinforced concrete manholes and soakaways (complementary to BS EN 1917:2002).

The scope of this Certificate covers the following products:

Type of Unit	Shaft or Chamber Nominal Size	Opening configuration	
		Size (mm)	Location
Cover Slab - circular	DN 1050	600 x 600	Eccentric
	DN 1050	675 x 675	Eccentric
	DN 1050	750 x 750	Central
	DN 1200	600 x 600	Eccentric
	DN 1200	675 x 675	Eccentric
	DN 1200	750 x 600	Eccentric
Adjusting Unit	-	600 x 600	Central
	-	675 x 675	Central
	-	750 x 600	Central
	-	1200 x 675	Central
	-		
Corbel Slab	-	600 x 600	Eccentric

First Issued: 04/07/2016

Latest Issue: 04/07/2016

Page: 2 of 2

This certificate has been issued by and remains the property of BSI Assurance UK Ltd, Kitemark Court, Davy Avenue, Knowlhill, Milton Keynes MK5 8PP, United Kingdom and should be returned immediately upon request.
To check its validity telephone +44 (0) 345 080 9000. An electronic certificate can be authenticated [online](#).

BSI Assurance UK Limited, registered in England under number 7805321 at 389 Chiswick High Road, London W4 4AL, UK.
A member of BSI Group of Companies.

Installation

General

These notes are raised as general guidance on the handling and installation of adjusting units / seating rings and gully cover slabs. Further information can be found on the Elite Precast Concrete webpages <https://www.eliteprecast.co.uk/>

Adjusting units / seating rings and gully cover slabs provide a quick, easily installed and durable alternative to the traditional two courses of engineering bricks .

Handling

In order to maintain compatibility with masonry course thicknesses and to allow for manual handling the adjusting units / seating rings and gully cover slabs are necessarily slender in section and must be handled accordingly.

Adjusting units / seating rings and gully cover slabs are supplied on heavy duty pallets, banded and with polystyrene packing pieces between each unit. Adjusting units / seating rings are supplied upside down and should be turned over for installation. This will reveal the finger recesses and will aid installation.

Offloading of the pallets is generally by fork lift truck or telehandler and care should be exercised when travelling over uneven ground to avoid the pallets bouncing on the forks and impact loading the units.

Pallets should be stored on a level surface to avoid twisting.

The nature of these products is such that even under ideal handling conditions hairline cracks can develop. Such hairline cracks are normal, within the National annex to EN 1992 acceptable limits and will not affect the performance or durability of the units in service.

After installation any imposed loading is purely compressive and there is no reason to expect a hairline crack to develop further. Indeed autogenous healing can be expected to seal such cracks in time.

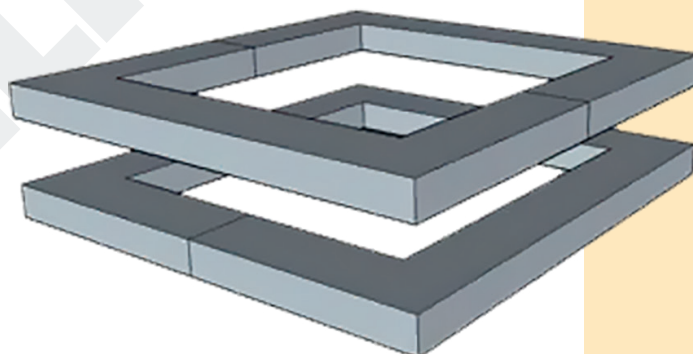
All Elite adjusting units / seating rings and gully cover slabs incorporate handling reinforcement and cracked units can be handled and installed safely.

Installation

Construction of manholes should be in accordance with 'Sewers for adoption'.

Adjusting units / seating rings and gully cover slabs should be installed fully supported on a nominal 10mm bed of at least M6 (class ii) mortar, aligned vertically and pointed flush.

For the two part seating rings it is recommended that each lift be rotated through 90° to avoid concomitant vertical joints.



In adverse weather the installed units should be covered to prevent rainwater scouring the wet mortar.