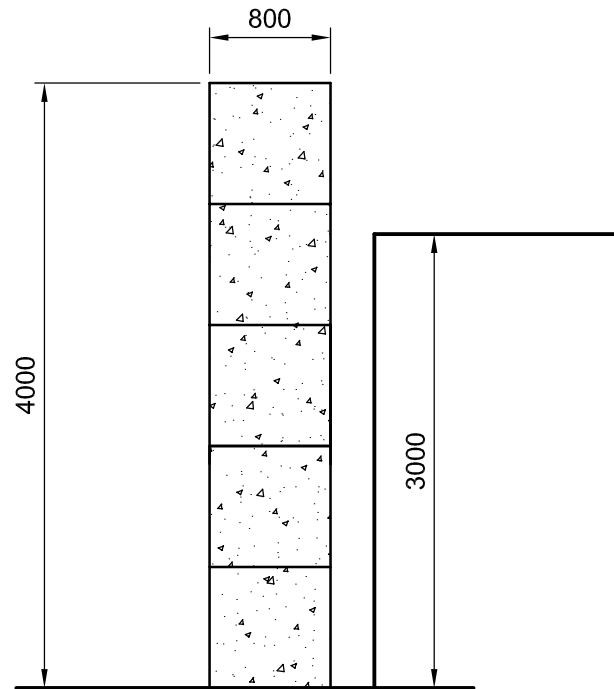


Important Notes -

1. The maximum stacking height of bales should be approximately 3m.
2. The wall is designed as a barrier to enclose loose paper, and to act as a fire barrier. It should be noted that the wall is not designed to retain the bales in the event of a sudden collapse or instability of the stacked bales.
3. Bales should be stacked up against the walls to ensure that the bales remain stable and sudden collapse of the bales cannot occur, a maximum distance between the bales and wall of 100mm is recommended.
4. Bales should not be allowed to fall against the wall under any circumstances.
5. The bales should be inspected on a fortnightly basis to ensure that the bales are self supporting with no signs of leaning, bowing or possible collapse.
6. The block walls should also be inspected on a monthly basis to ensure that that no damage or movement has occurred.

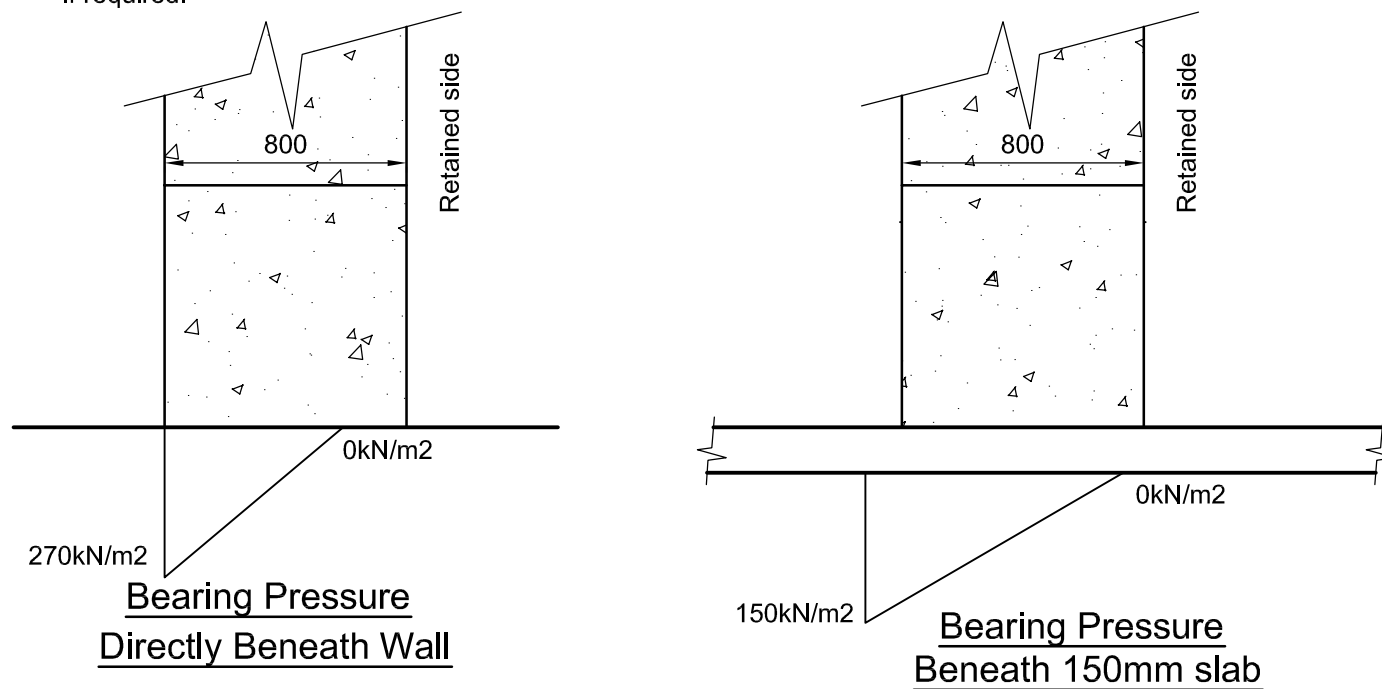


Retained Material:-
 Baled Light Waste
 Max. Height - 3m
 Angle of Repose - Self stacking
 Maximum Density
 10 kN/m³ (1000 kgs/m³)

It is up to the client to advise if these parameters are not correct.

Design Parameters (1:50)

NOTE:-
 The bearing pressure beneath the wall is shown below. **It is up to the client to ensure the ground and slab is adequate**, alternatively a foundation may be designed to suit allowable ground bearing pressures if required.



Bearing Pressures (1:25)

NOTES:-

1. The contractor should take all necessary measurements on site.
2. All dimensions shown on this drawing are approximate and for structural calculation purposes only.
3. Dimensions on this drawing should not be used for fabrication purposes.
4. Do not scale this drawing.
5. This drawing should be read in conjunction with the calculations.


IMPORTANT NOTE

The existing slab and ground have not been investigated by CLP structures, the pressures exerted on the ground and slab are shown on this drawing, however **it is up to the client to satisfy himself that the existing ground and slab are adequate to support these loads.**

IMPORTANT NOTE

The wall has been designed to retain a specific material with a specific density and angle of repose. It is up to the client to ensure that the material retained on site does not exceed these designed parameters, failure to do so may result in the collapse of the wall.

Rev	Description	By	Date	Chk'd
	Purpose of Issue	Rev	Date	Auth



CLP Structures

STRUCTURAL ENGINEERING CONSULTANTS

EMAIL: mail@CLP-Structures.co.uk
 TEL: 0117 3706357

Client

Elite Precast Concrete Ltd.

Project

4m Elite Legato Wall
 Light Baled Waste

Title

Wall Design Parameters
 and Limitations

Original Scale As noted	Drawn CEL Date Oct 17	Rev - Checked
----------------------------	-----------------------------	---------------

Drawing Number 619-03