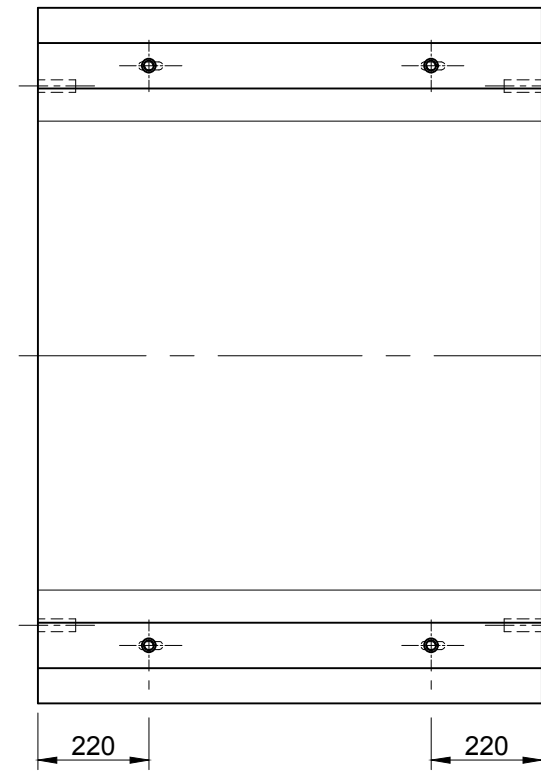
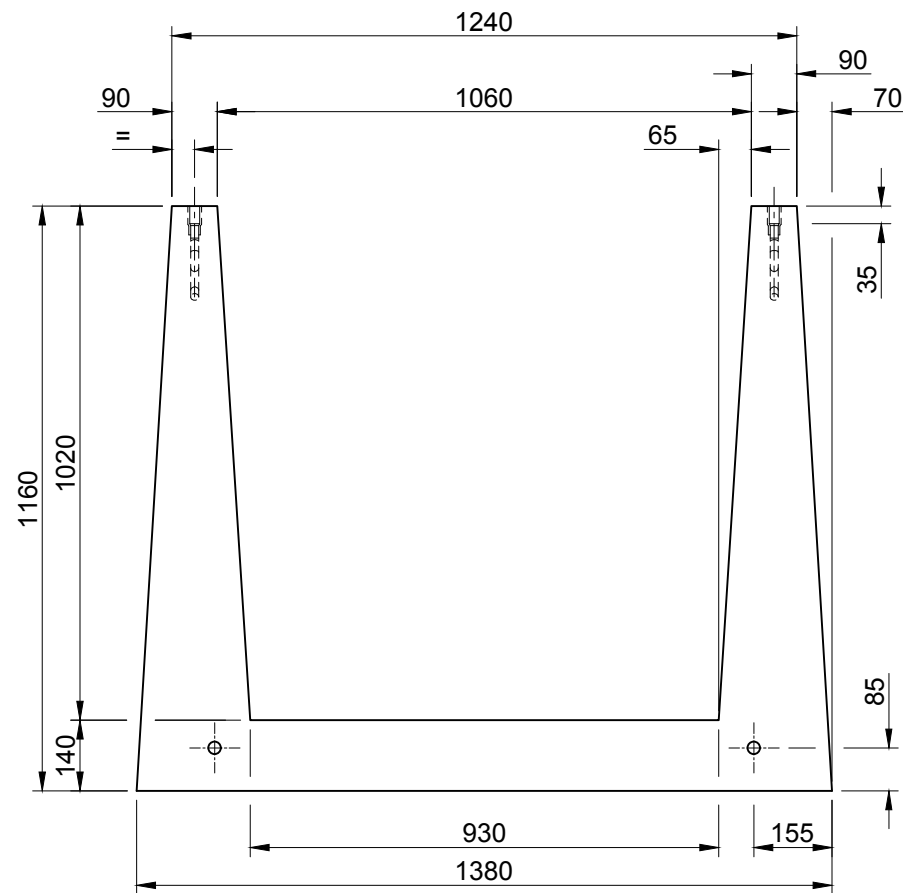
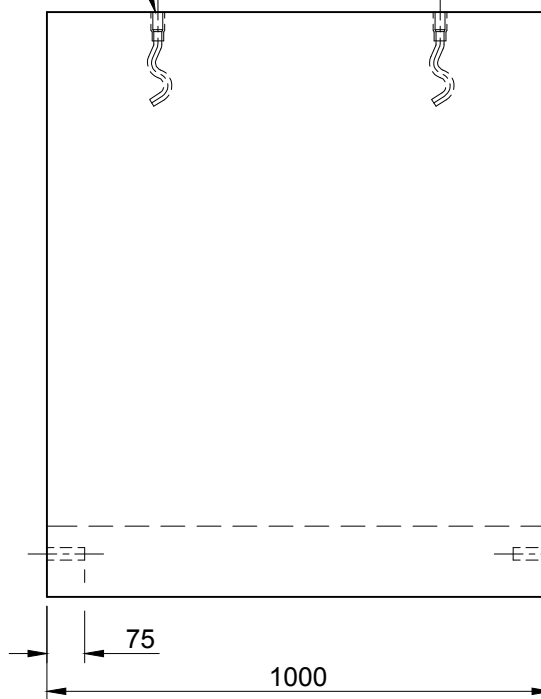


- 50N/mm<sup>2</sup> Concrete.
- Channels reinforced with 12mm bar at 200mm centres.
- Two dowel holes cast in each end - Ø25mm.
- Butt jointed.
- Surround in min. 200mm concrete if heavy / medium traffic loading, 100 - 150mm surround for light traffic although suggest engineer to local confirm ground conditions.
- No problem with modifying units on site; for example - drilling and fixing brackets, core drilling to take plastic pipes, cutting and re-casting for corners and flat ends.
- Sikaflex 11fc recommended for sealing the joints (if required)
- 3mm neoprene recommended as a gasket between lid and channels in heavily trafficked areas.



M20 Short Wavy Tailed Lifting Socket.



Ø25mm Dowel Holes.

Weight : 1220kg Approx.

										TITLE Channel Section 930 x 1020 (Internal) 1000 x 1380 x 1160 Elite Product Code : 1010			ELITE PRECAST CONCRETE LTD HALESFIELD 9, TELFORD SHROPSHIRE TF7 4QW												
REV	DATE	REASON FOR ISSUE	DRN	APP	REV	DATE	REASON FOR ISSUE	DRN	APP			DRN	CTC	CHKD	RMD	DATE	21-04-16	SIZE	A3	SCALE	1:15	DRG	EPC-DUCT-010	REV	O
					O	21.04.16	For Information.																		