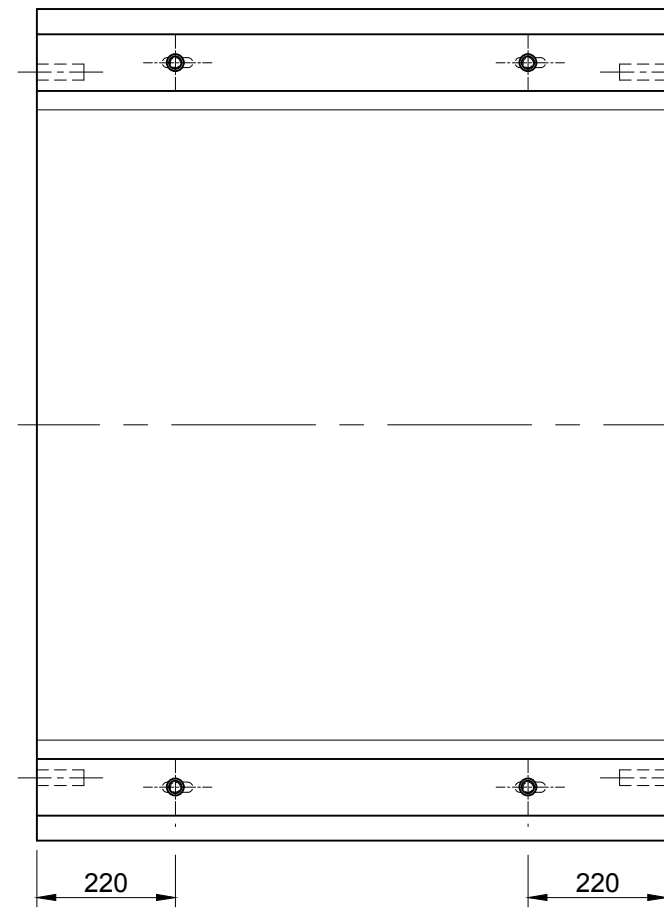
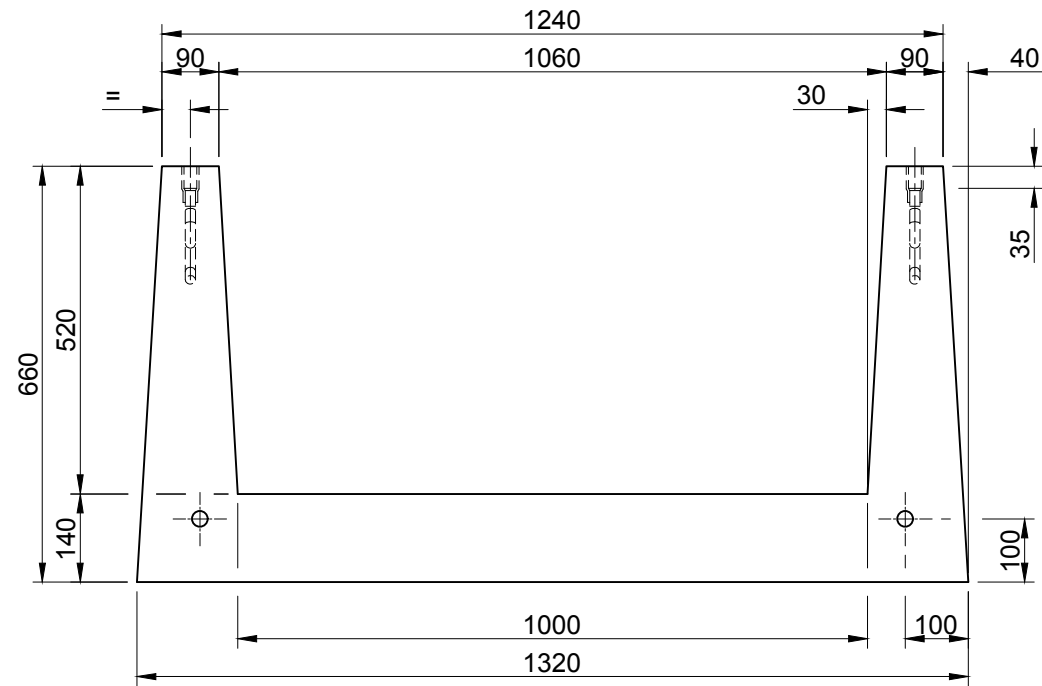
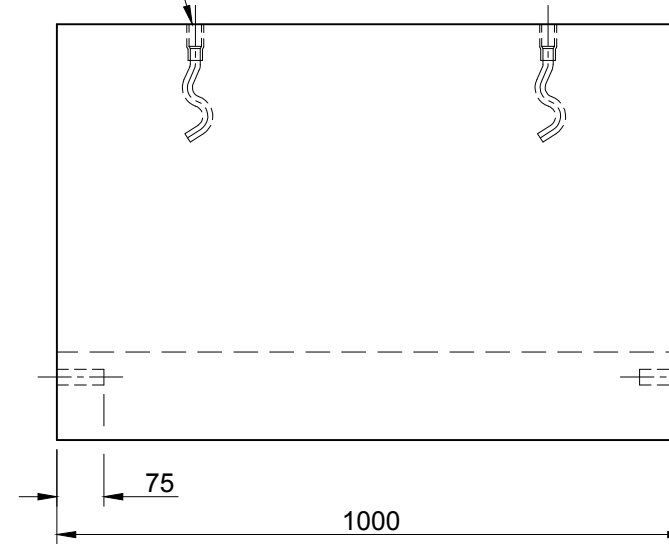


- 50N/mm<sup>2</sup> Concrete.
- Channels reinforced with 12mm bar at 200mm centres.
- Two dowel holes cast in each end - Ø25mm.
- Butt jointed.
- Surround in min. 200mm concrete if heavy / medium traffic loading, 100 - 150mm surround for light traffic although suggest engineer to local confirm ground conditions.
- No problem with modifying units on site; for example - drilling and fixing brackets, core drilling to take plastic pipes, cutting and re-casting for corners and flat ends.
- Sikaflex 11fc recommended for sealing the joints (if required)
- 3mm neoprene recommended as a gasket between lid and channels in heavily trafficked areas.



M20 Short Wavy Tailed Lifting Socket.



Ø25mm Dowel Holes.

Weight : 750kg Approx.

REV	DATE	REASON FOR ISSUE	DRN	APP	REV	DATE	REASON FOR ISSUE	DRN	APP	TITLE	ELITE PRECAST CONCRETE LTD HALESFIELD 9, TELFORD SHROPSHIRE TF7 4QW	ELITE PRECAST CONCRETE
					O	21.04.16	For Information.	CTC	RMD	Channel Section 1000 x 520 (Internal) 1000 x 1320 x 660 Elite Product Code : 1050		
										DRN CTC CHKD RMD DATE 21-04-16	SIZE A3 SCALE 1:12 DRG EPC-DUCT-008	REV O