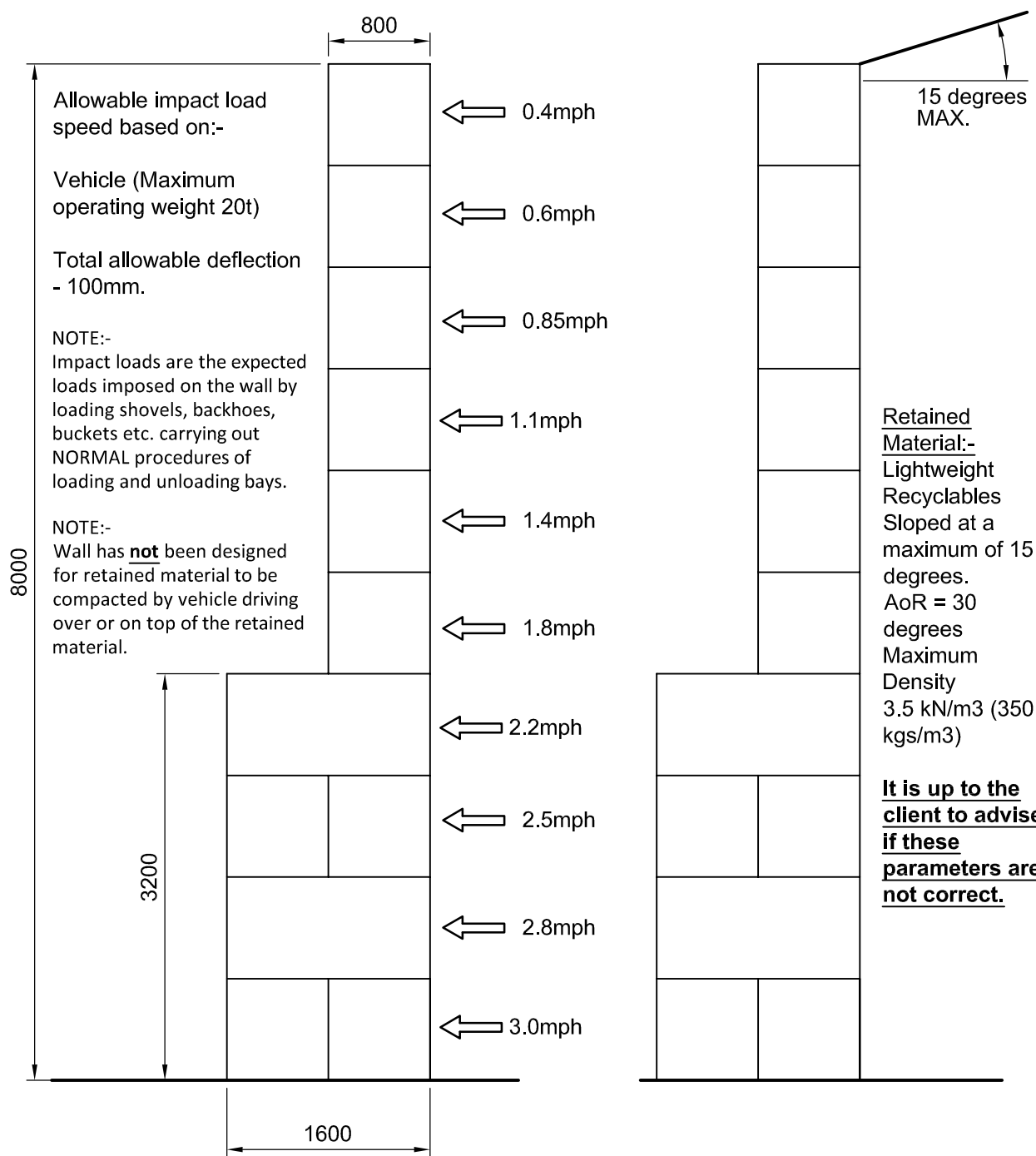
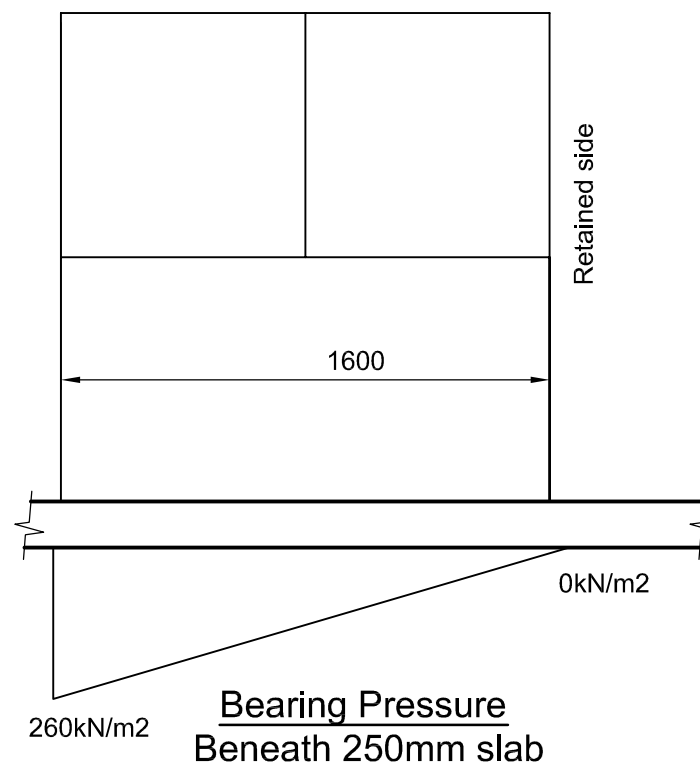
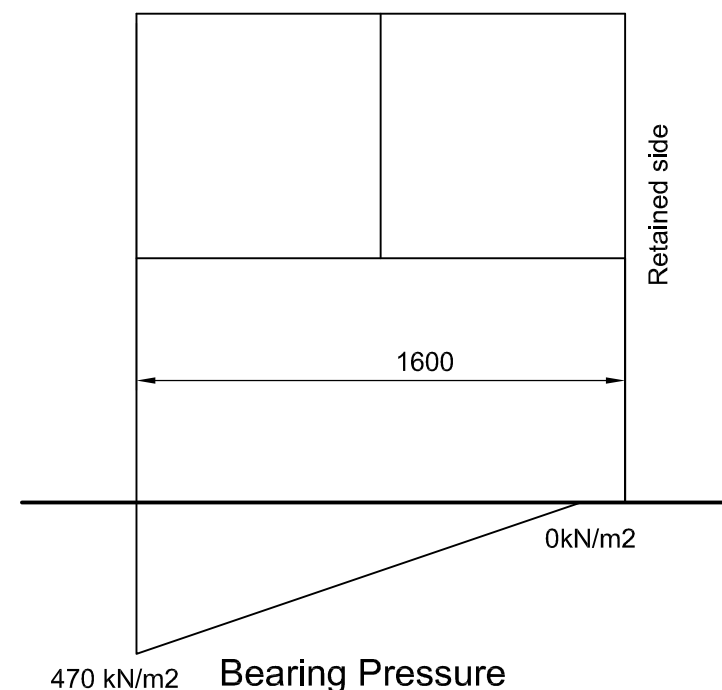


**Max. Permissible Impact Loads**



**Design Parameters** (1:50)

NOTE:-  
The bearing pressure beneath the wall is shown below. It is recommended that a suitable soil investigation and foundation design is carried out.  
**It is up to the client to ensure the ground and slab/foundation is adequate.**



**Bearing Pressures** (1:25)

- NOTES:-
1. The contractor should take all necessary measurements on site.
  2. All dimensions shown on this drawing are approximate and for structural calculation purposes only.
  3. Dimensions on this drawing should not be used for fabrication purposes.
  4. Do not scale this drawing.
  5. This drawing should be read in conjunction with the calculations.

**IMPORTANT NOTE**  
The existing slab and ground have not been investigated by CLP structures, the pressures exerted on the ground and slab are shown on this drawing, however **it is up to the client to satisfy himself that the existing ground and slab are adequate to support these loads.**

| Rev              | Description | By   | Date | Chk'd |
|------------------|-------------|------|------|-------|
|                  |             |      |      |       |
|                  |             |      |      |       |
|                  |             |      |      |       |
|                  |             |      |      |       |
|                  |             |      |      |       |
|                  |             |      |      |       |
|                  |             |      |      |       |
|                  |             |      |      |       |
|                  |             |      |      |       |
|                  |             |      |      |       |
| Purpose of Issue | Rev         | Date | Auth |       |



**CLP Structures**  
STRUCTURAL ENGINEERING CONSULTANTS  
EMAIL: mail@CLP-Structures.co.uk  
TEL: 0117 3706357

Client  
**Elite Precast Concrete Ltd.**

Project  
**Lightweight Recyclables  
8m High Legato**

Title  
**Wall Design Parameters  
and Limitations**

|                            |                              |               |
|----------------------------|------------------------------|---------------|
| Original Scale<br>As noted | Drawn<br>CEL<br>Date June 16 | Rev - Checked |
| Drawing Number             |                              | 485-CLP119    |