

Max. Permissible Impact Loads

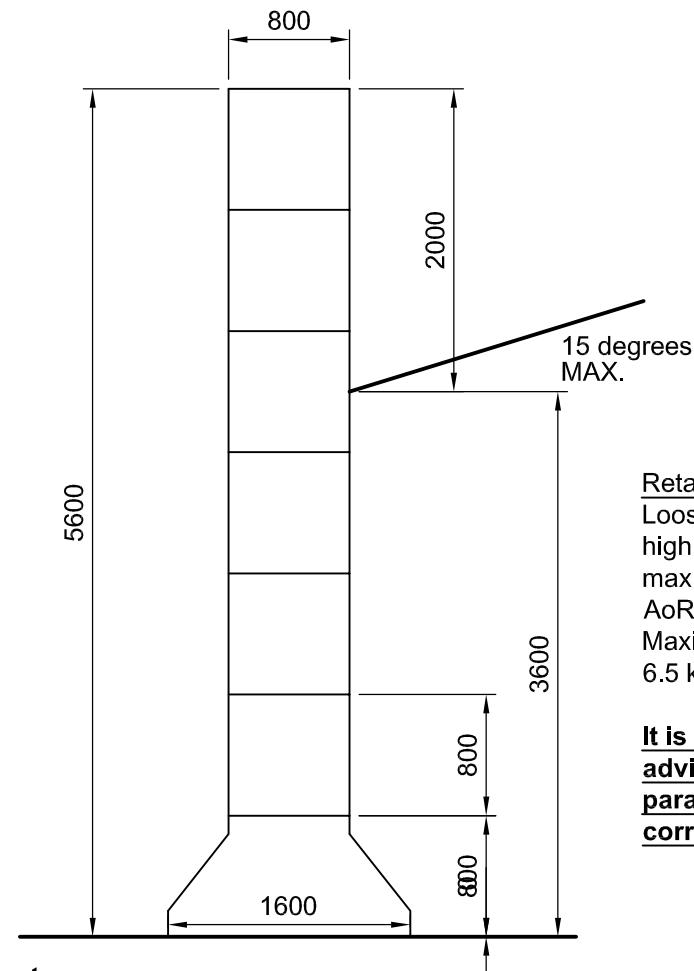
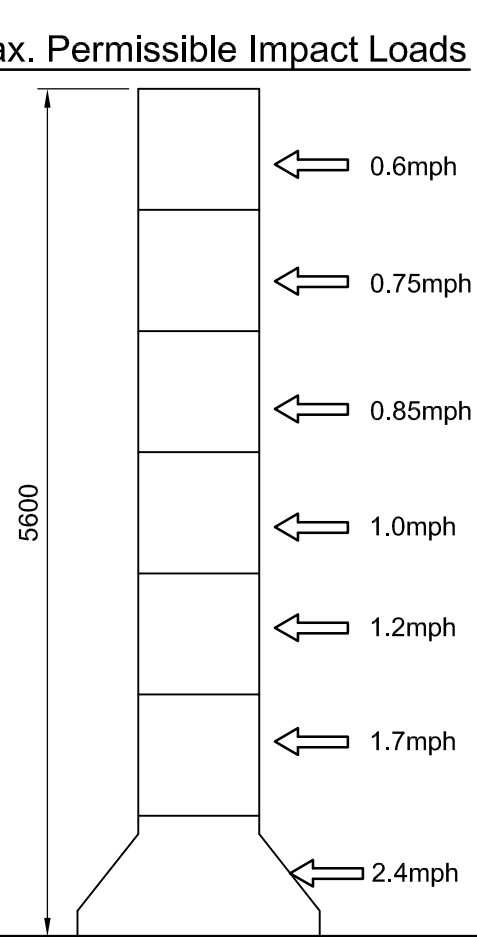
Allowable impact load speed based on:-

Vehicle (Maximum operating weight 20t)

Total allowable deflection - 100mm.

NOTE:-
Impact loads are the expected loads imposed on the wall by loading shovels, backhoes, buckets etc. carrying out NORMAL procedures of loading and unloading bays.

NOTE:-
Wall has **not** been designed for retained material to be compacted by vehicle driving over or on top of the retained material.

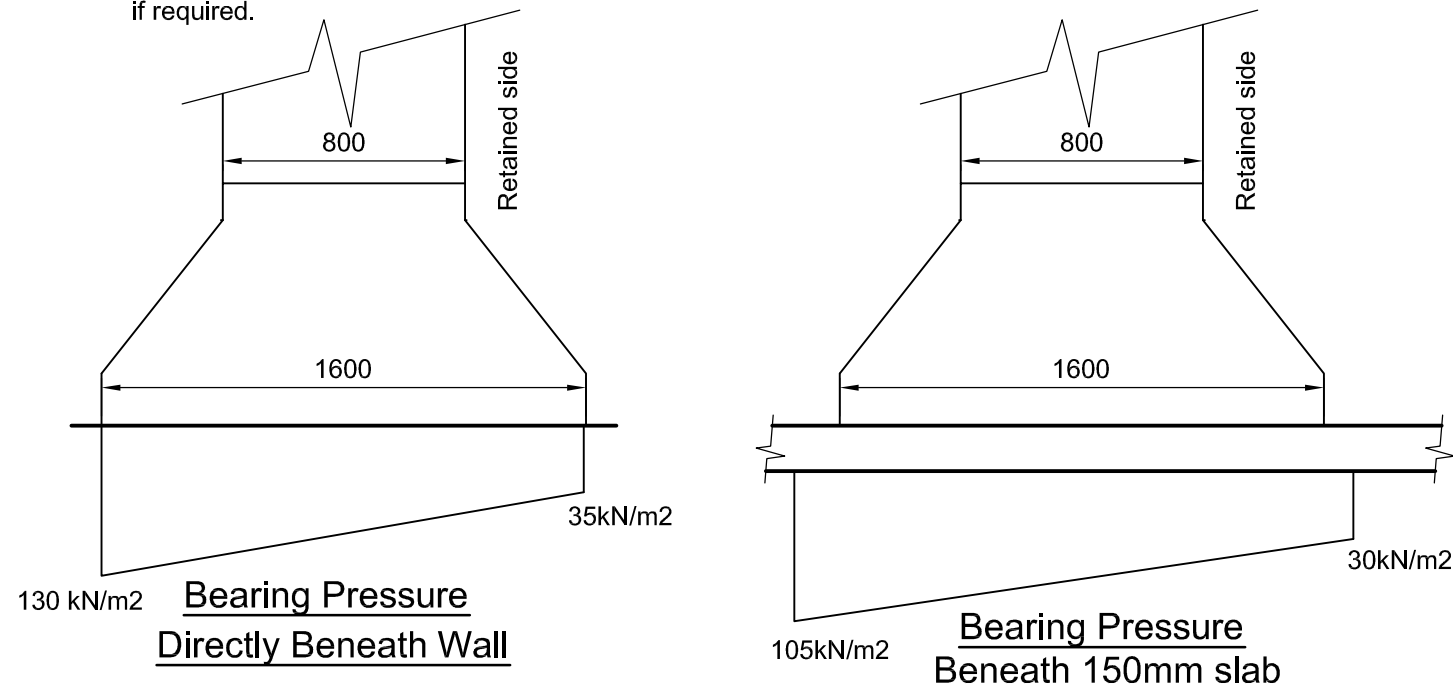


Retained Material:-
Loose wood up to 3.6m high and sloped at a maximum of 15 degrees.
AoR = 25 degrees
Maximum Density 6.5 kN/m³ (650 kgs/m³)

It is up to the client to advise if these parameters are not correct.

Design Parameters (1:50)

NOTE:-
The bearing pressure beneath the wall is shown below. **It is up to the client to ensure the ground and slab is adequate**, alternatively a foundation may be designed to suit allowable ground bearing pressures if required.



Bearing Pressures

(1:25)


NOTES:-

1. The contractor should take all necessary measurements on site.
2. All dimensions shown on this drawing are approximate and for structural calculation purposes only.
3. Dimensions on this drawing should not be used for fabrication purposes.
4. Do not scale this drawing.
5. This drawing should be read in conjunction with the calculations.

IMPORTANT NOTE

The existing slab and ground have not been investigated by CLP structures, the pressures exerted on the ground and slab are shown on this drawing, however **it is up to the client to satisfy himself that the existing ground and slab are adequate to support these loads.**

Rev	Description	By	Date	Chk'd
Purpose of Issue	Rev	Date	Auth	



CLP Structures
STRUCTURAL ENGINEERING CONSULTANTS
EMAIL: mail@CLP-Structures.co.uk
TEL: 0117 3706357

Client
Elite Precast Concrete Ltd.

Project
**Loose Wood
5.6m High Legato**

Title
**Wall Design Parameters
and Limitations**

Original Scale As noted	Drawn CEL Date April 16	Rev - Checked
----------------------------	-------------------------------	---------------

Drawing Number **464-CL01**